

switchee

The Smart Thermostat for
Affordable Housing

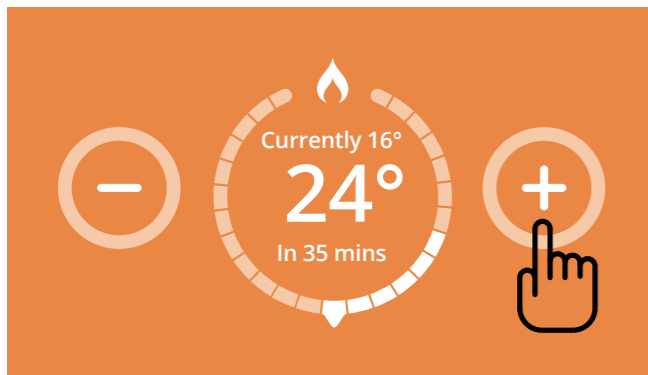


Welcome to
your new Switchee

Switchee User Guide

Controlling your heating

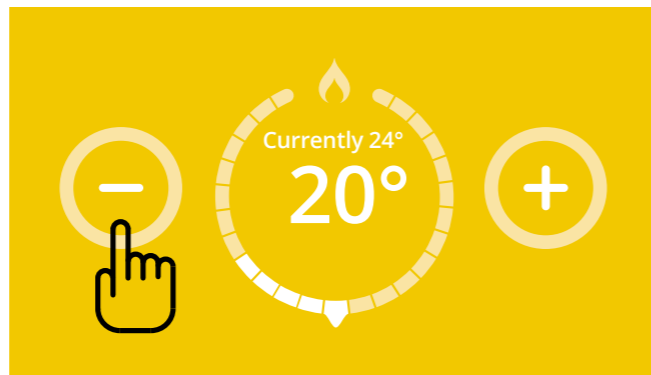
Increase your temperature



To INCREASE the current temperature, repeatedly press the **+** button on the Switchchee thermostat until your desired temperature is displayed centrally.

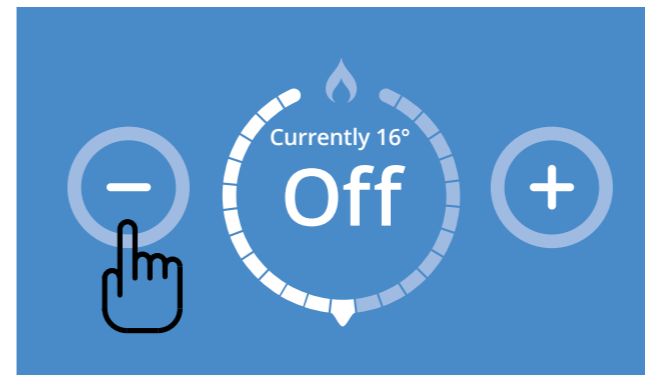
The flame icon/symbol will be highlighted when the heating is turned ON.

Decrease your temperature



To DECREASE the current temperature, repeatedly press the **-** button on the Switchchee thermostat until your desired temperature is displayed centrally.

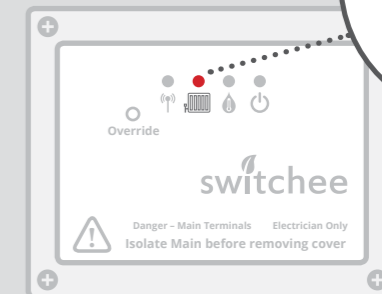
Turn your heating OFF




Repeatedly press the **-** button on the Switchchee thermostat until the desired temperature displayed centrally is lower than the current temperature.

To completely turn the heating OFF and to prevent the heating following any set timer, press the **-** button repeatedly until 'OFF' is displayed.

Red Light on the Switchchee Boiler Receiver Unit



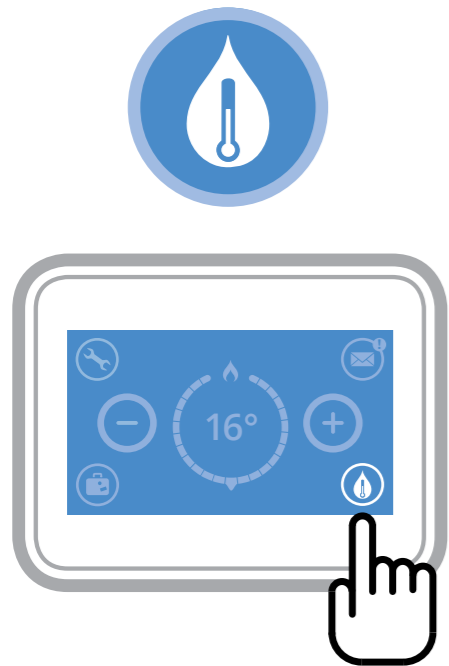
Heating is ON
When the heating is turned ON, a red light above the Heating (radiator) icon will come ON, indicating the boiler should be providing heat.



Heating is OFF
When the heating is OFF, the red light above the Heating (radiator) icon is OFF.

Controlling your hot water

The Hot Water Button



If your Switchchee thermostat controls your hot water...

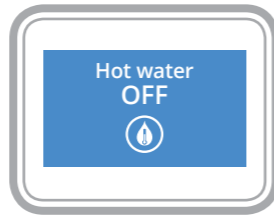
Turning Hot Water ON

On your Switchchee thermostat press the Hot Water button. The display will then show 'Hot Water ON'.

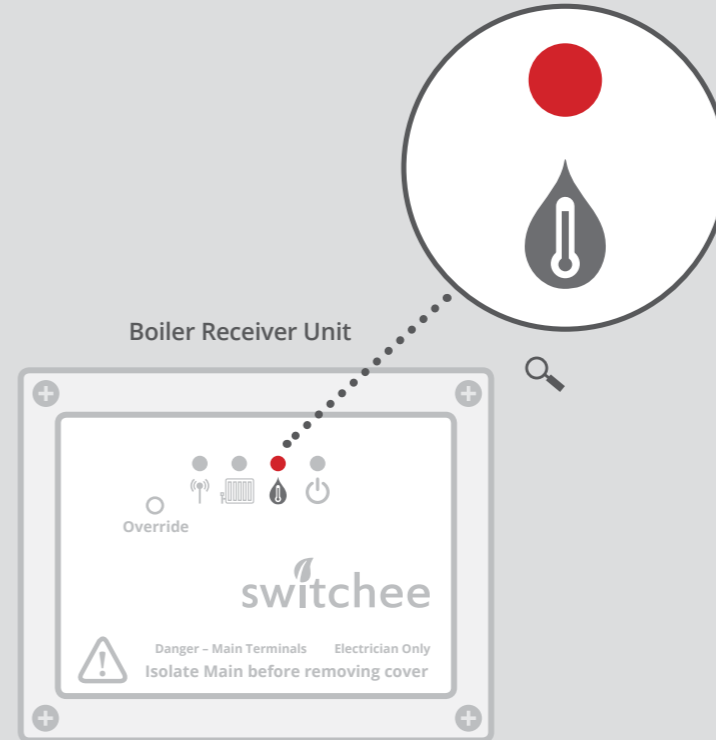


Turning Hot Water OFF

On your Switchchee thermostat press the Hot Water button again. The display will then show 'Hot Water OFF'.

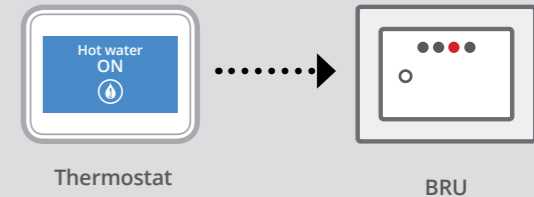


Red Light on the Switchchee Boiler Receiver Unit



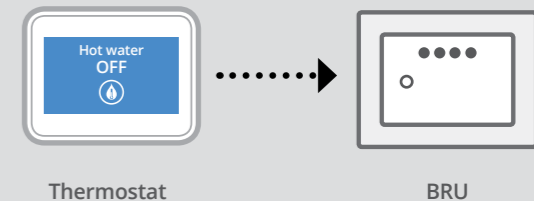
When Hot Water is ON

When hot water is turned ON at the Switchchee thermostat, this turns a red light ON above the Hot Water (water droplet) icon on the Switchchee Boiler Receiver Unit (BRU).




When Hot Water is OFF


When hot water is turned OFF at the Switchchee thermostat, this turns a red light OFF above the Hot Water (water droplet) icon on the Switchchee Boiler Receiver Unit (BRU).




switchee

 www.switchee.co/residents

 support@switchee.co

 Switchee Ltd, Base KX 103c Camley Street, London N1C 4PF

 0800 133 7957



ico.org.uk/yourdatamatters

